

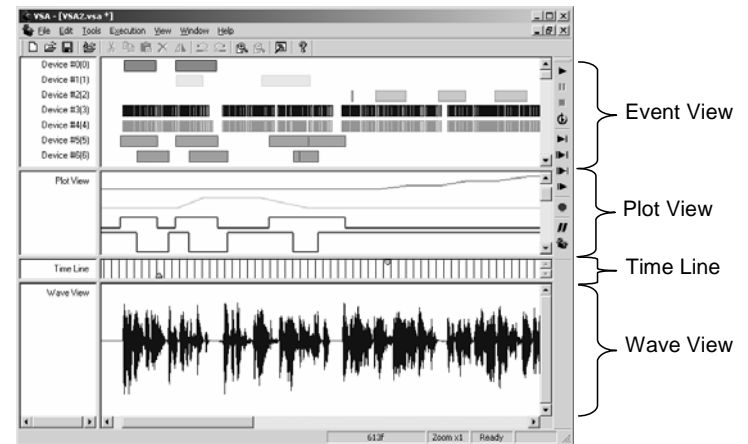
Visual Show Automation v4.0

Getting Started

Getting Started

The purpose of this document is to guide you through a typical “Getting Started” operation with Visual Show Automation. Before you begin installation, take a moment to read through the license agreement on the last two pages of this manual.

The main window consists of four main rows: the Event View, the Plot View, the Time Line View, and the Wave View. In the Event View, you create events which define the position of a device at any given moment in time. The Plot View displays the device’s position graphically versus time. In the Time Line View, you can set the play start/stop times, called “markers,” and view relative time relationships. Finally, the Wave View graphically depicts the audio files, easing audio synchronization.



Minimum System Requirements

- Windows ME/2000/XP/Vista with mouse (Windows 95/98 not supported)
- Pentium 3 at 500MHz (Pentium 4 at 1.0 GHz recommended)
- 128MB RAM (512MB Recommended)
- Properly configured hardware (e.g., MiniSSC, Pontech SV203, SMI, Parallax Servo Controller, Pololu 16-Servo Controller, PicoPic Servo Controller, LynxMotion SSC32, K108A, Board of Chuckie, EnduranceRC 25 Servo Controller, DMX device, or compatible hardware)
- Available, properly configured serial, parallel, or USB port
- Sound card and speakers (required for wave and MP3 playback)

Brookshire Software, LLC
www.BrookshireSoftware.com
Copyright © Brookshire Software, LLC

Installation

Download from web

1. Follow the instructions provided in the registration email and download VSA to a destination directory.
2. Select **Run** from the Windows **Start** menu or the **Program | Accessories** menu (Vista only).
3. Enter **C:\Download\vsa_setup_web.exe** where "C:\Download\" is the directory to which you saved the download (from step 1).
4. The installation will begin, follow the prompts.
5. When finished, select the **Visual Show Automation** Program Group from the Windows **Start | Programs** menu.
6. Select **Visual Show Automation** to start VSA.
7. The first time you run VSA, it will prompt you for your email address and registration code issued in your registration email.
8. VSA will load.
9. Included with VSA is a help file. Select the **Visual Show Automation** Program Group from the Windows **Start | Programs** menu and click **VSA Help**.

Standard Version on CD

1. Proceed to http://www.brookshiresoftware.com/vsa_registration.php for software registration information and updates.
2. Insert the installation CD into the CD drive.
3. Select **Run** from the Windows **Start** menu or the **Program | Accessories** menu (Vista only).
4. Enter **D:\setup.exe** where "D:\\" is your CD drive.
5. The installation will begin, follow the prompts.
6. When finished, select the **Visual Show Automation** Program Group from the Windows **Start | Programs** menu.
7. Select **Visual Show Automation** to start VSA.
8. The first time you run VSA, it will prompt you for your username and registration code found on the cover of this booklet.
9. VSA will load.
10. Included with VSA is a help file. Select the **Visual Show Automation** Program Group from the Windows **Start | Programs** menu and click **VSA Manual**.

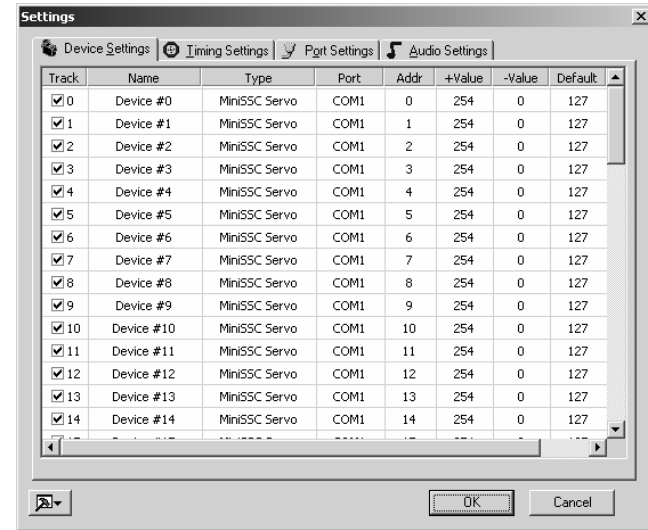
Demo Version

1. Download VSA Demo and remember the destination directory.
2. Select **Run** from the Windows **Start** menu or the **Program | Accessories** menu (Vista only).
3. Enter **C:\Download\vsa_demo_setup.exe** where "C:\Download\" is the directory to which you saved the download (from step 1).
4. The installation will begin, follow the prompts.
5. When finished, select the **Visual Show Automation Demo** Program Group from the Windows **Start | Programs** menu.
6. Select **Visual Show Automation Demo** to start VSA.
7. VSA will load.
8. Included with VSA is a help file. Select the **Visual Show Automation** Program Group from the Windows **Start | Programs** menu and click **VSA Manual**.

Hardware Setup

First, you will need to identify the communications port you want VSA to use. Each track can use a different type of hardware (e.g., MiniSSC, SV203, SMI, etc.) and a different port. This example will setup a MiniSSC servo at address 0 on communications port 1. These settings will be the default and should be changed to meet your hardware configuration.

1. Start **VSA** or **VSA Demo**.
2. Once VSA has loaded, select **Tools | Settings....**
3. Select the **Device Settings** tab.

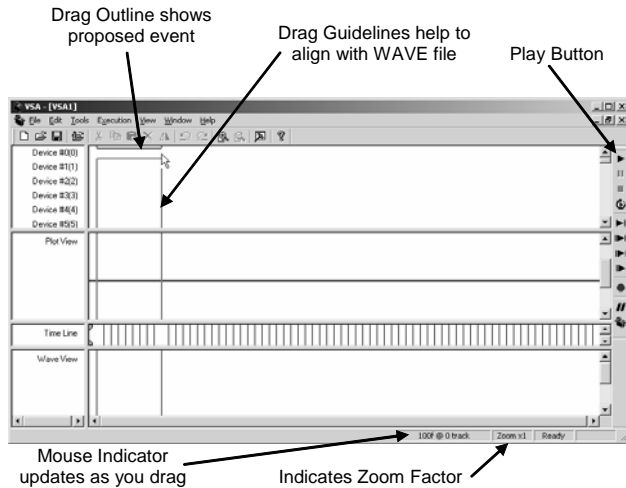


4. The following dialog will appear. Double click the text that says **Device #0** under the **Name** column. An edit box will appear. Begin to type, renaming the track to **My Servo**. Press **Enter** when finished.
5. Double click on the **Type** column and select **MiniSSC Servo**. If you are using a different type of device, select the appropriate device type here.
6. Double click on the **Port** column and select **COM1**. If you are not using a serial device, select the appropriate port here.
7. Double click on the **Addr** column and enter **0**. If your device is not at address 0, enter the appropriate device address here.
8. Double click on the **Color** column, and select the color used to draw the track.
9. Click on the **Port Settings** tab and configure **COM1** to use **9600bps**. If you are using a different port or baud rate, configure the rate appropriately.
10. Click **OK**.

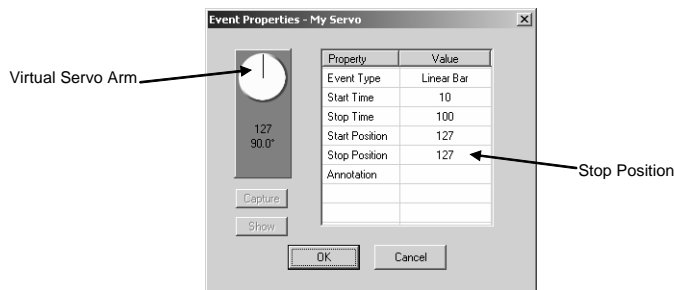
Create an Event

Events are entries along the timeline that command the hardware devices. Devices can only be actuated by making events in the Event or Plot Views.

1. Position the mouse horizontal to the track and vertical from the time you wish to create an event. In this example, we will create an event for track #0 at frame 10.
2. Click the left mouse button and hold it as you drag the mouse to the right. A black outline will appear, showing you the proposed event.

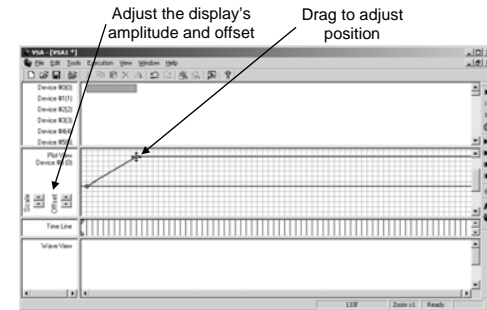


3. Continue to drag the mouse until you reach around frame 100. Release the mouse. A bar will appear; this is the newly created event.
4. We will now modify the commands sent to the servo. Position the mouse over this event and double click. The event will be highlighted in green showing that it is selected and the following dialog box will be presented.



5. With the mouse, grab the virtual servo arm and drag it. Release the mouse, at around position 200. If your Mini-SSC II and servos are attached and configured properly, the servo will move to the new position 200.
6. Click the **Capture** button. This will copy the position 200 to the "Stop Position" field. Click **OK** to exit the dialog. Note: The start position is defined by the stop position of the most previous event. Because this is the first event, the start position is determined by the default position in the **Settings** dialog box.

7. You can also edit the device positions by dragging in the Plot View. Click once on the track in the Plot View to select it (a grid will appear). Position the mouse over the bubble at time 100 and drag the time and position to a new location.



Add Audio Files

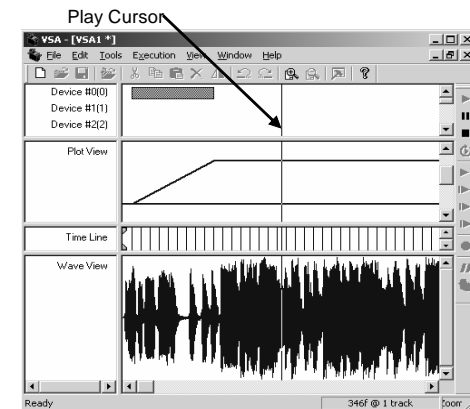
VSA allows you to visually examine a channel of a wave or MP3 file and synchronize events.

1. Select **Tools | Load Audio File....**
2. Press **Add** and then select an audio file and output device (sound card).
3. Choose the audio channel you want to visualize in **Displayed Audio Channel**.
4. Press **OK** to load the wave file.

Play

VSA will begin execution by compiling the events and preparing the audio files. After play is begun, it may be stopped, paused, and resumed.

1. Select **Execution | Play All** to begin play.
2. A black cursor will show the frame currently being executed.



Tech Support

Brookshire Software, LLC is available for all customer service related needs at techsupport@BrookshireSoftware.com. Also, be sure to check the website, www.BrookshireSoftware.com, for the latest information and program updates.

Brookshire Software, LLC License Agreement

For End User of VISUAL SHOW AUTOMATION (VSA)

Do not use the "Software" until you have carefully read the following Agreement. This license agreement ("Agreement") constitutes a legal agreement between the end-user ("you", "licensee") (either as an individual or as a single entity) and Brookshire Software, LLC with respect to the software (identified above) provided to you in conjunction with the Product sold to you by Brookshire Software, LLC or a Licensed Distributor under authority of a License Distribution Agreement between Brookshire Software, LLC and the Company. This Agreement constitutes the terms and conditions for the licensing of the Software from Brookshire Software, LLC to you as the end-user. "Software," as used in this Agreement, includes computer software and may include associated media, printed materials, and "online" or electronic documentation. The Software will also include any updates and supplements to the original Software provided to you by the Company from Brookshire Software, LLC.

Installing the Software indicates that you have read and understand this Agreement and accept its terms and conditions. If you purchased this License for the Software and do not agree with this Agreement, promptly return the Software and accompanying items to the place of purchase within ten (10) days of purchase with a dated receipt for a full refund. If the Software was pre-installed on your computer or if the Software was included on disks that came packaged with your computer at no extra charge, and if you do not agree with this Agreement, do not use the Software. By installing, copying, downloading, accessing, or otherwise using the Software, you agree to be bound by this Agreement. If you do not agree to the terms of this Agreement, do not install or use the Software. In the latter event, you may return the uninstalled or unused Software to Brookshire Software, LLC for a full refund as mentioned above.

I. LICENSE

The Software is protected by copyright laws, international copyright treaties, and other intellectual property laws and treaties. The Software is licensed, not sold.

GRANT OF LICENSE. This Agreement grants the end-user of the Software the following rights:

Applications Software. The end-user may install, use, access, display, run, or otherwise interact with ("run") one copy of the Software, or any prior version for the same operating system, on a single computer, workstation, terminal, handheld PC, pager, "smart phone," or other digital electronic device ("computer"). The primary user of the computer on which the Software is installed may make a second copy for his or her exclusive use on a portable computer.

Storage/Network Use. You may also store or install a copy of the Software on a storage device, such as a network server, used only to run the Software on your other computers over an internal network; however, you must acquire and dedicate a license for each separate computer on which the Software is run from the storage device. A license for the Software may not be shared or used concurrently on different computers.

Reservation of Rights. All rights not expressly granted are reserved by Brookshire Software, LLC. Brookshire Software, LLC shall have the right, at its option, to change or add to the terms of the license at any time and to change, discontinue or impose conditions on any aspect of the Software. Such changes shall be effective upon notification by any means reasonable to give you actual or constructive notice or upon posting such terms on the Software.

Separation of Components. The Software is licensed as a single product. Its component parts may not be separated for use on more than one computer.

Trademarks. This Agreement does not grant you any rights in connection with any trademarks or service marks of Brookshire Software, LLC.

Rental. You may not rent, lease, or lend the Software.

Support Services. Brookshire Software, LLC may provide you with support services related to the Software. Use of those services is limited to Brookshire Software, LLC policies and programs and will also be limited by the terms of this Agreement. With respect to technical information you provide to Brookshire Software, LLC as a part of the support services, Brookshire Software, LLC reserves the right to use such information for its business purposes, including product support and development. Brookshire Software, LLC will not use the technical information in a manner which personally identifies you.

Limitations on Reverse Engineering, Decompilation, and Disassembly. Making additional copies or duplicating the Software by any other means including electronic transmission is illegal. It is also prohibited to give copies to another person. You may not copy the printed materials if any, accompanying the Software, or print copies of any user documentation. The Software in its entirety is protected by copyright, intellectual property, and otherwise applicable laws and contains the trade secrets of Brookshire Software, LLC. Except and only to the extent that such activity is expressly permitted by applicable law notwithstanding this limitation, you may not decompile, reverse engineer, disassemble, or otherwise reduce the Software to human-perceivable form or disclose such trade secrets. You may not modify, adapt, translate, rent, sublicense, assign, loan, resell for profit, distribute, or network the Software, disk(s), or related materials or create derivative works based upon the Software or any part thereof.

Termination. Without prejudice to any other rights, Brookshire Software, LLC may terminate this Agreement if you fail to comply with the terms and conditions of this Agreement. In such event, you agree to -- and must -- destroy all copies of the Software and all of its component parts.

(CONTINUED ON NEXT PAGE)

BROOKSHIRE LICENSE AGREEMENT (CONTINUED)

II. COPYRIGHT AND INTELLECTUAL PROPERTY RIGHTS. All title, intellectual property rights, and copyrights in and to the Software (including but not limited to any non-public domain images, photographs, animations, video, audio, music, text, and "applets" incorporated into the Software), the accompanying printed materials, and any copies of the Software are owned by Brookshire Software, LLC. All title and intellectual property rights in and to the content or devices that may be accessed through use of the Software are the property of the respective content or device owner and may be protected by applicable copyright or other intellectual property laws and treaties. This Agreement grants you no rights to use such content or devices. If this Software contains documentation that is provided only in electronic form, you may print one copy of such electronic documentation. You may not copy the printed materials accompanying the Software.

III. DUAL-MEDIA SOFTWARE. Regardless of the type or size of medium in which you receive the Software from Brookshire Software, LLC, you may use only one medium that is appropriate for your single computer. You may not run additional media versions of the Software on another computer. You may not loan, rent, lease, or otherwise transfer the other medium to another user.

IV. BACKUP COPY. After installation of one copy of the Software pursuant to this Agreement, you may keep the original media on which the Software was provided by Brookshire Software, LLC solely for backup or archival purposes. If the original media is required to use the Software on the computer, you may make one copy of the Software solely for backup or archival purposes. Except as expressly provided in this Agreement, you may not otherwise make copies of the Software or the printed materials accompanying the Software.

V. LIMITED WARRANTY FOR SOFTWARE PRODUCTS. Brookshire Software, LLC warrants that (a) the Software will perform substantially in accordance with the accompanying written materials for a period of thirty (30) days from the date of receipt, and (b) any Support Services provided by Brookshire Software, LLC (see "Support Services," above) shall be substantially as described in applicable written materials provided to you by Brookshire Software, LLC. Brookshire Software, LLC support engineers will make commercially reasonable efforts to solve any problem issues. If you obtained the Software by downloading it onto your computer, and the Software did not install properly, try installing it again before contacting customer service. Some states and jurisdictions do not allow limitations on duration of an implied warranty, so the duration limitation may not apply to you. To the extent allowed by applicable law, implied warranties on the Software if any, are limited to thirty (30) days. Brookshire Software, LLC does not warrant that the Software is free from bugs, viruses, and errors, including bugs or viruses that are acquired through the Company's preparation for distribution of the Product which you have purchased. Nor does Brookshire Software, LLC warrant access to the Internet or any other service through the Software. You acknowledge and agree that you must (a) provide your own access to the World Wide Web and pay any service fees associated with such access, and (b) provide all equipment necessary for you to make such connection to the World Wide Web, including a computer and a modem.

CUSTOMER REMEDIES. Brookshire Software, LLC's entire liability and your exclusive remedy shall be, at Brookshire Software, LLC's sole option, either (a) repair or replacement of the Software or (b) return to the Company for handling in accordance with the Company's customer remedies policy. This Limited Warranty is void if failure of the Software has resulted from accident, abuse, or misapplication. Any replacement Software will be warranted for the remainder of the original warranty period or thirty (30) days, whichever is longer.

NO OTHER WARRANTIES. Except as provided herein, the Software, content, and/or any related services are provided "as is" and to the maximum extent permitted by applicable law, Brookshire Software, LLC disclaims all other warranties and conditions, either express or implied, including, but not limited to implied warranties of merchantability, fitness for a particular purpose, title, and non-infringement, with regard to the Software, and the provision of or failure to provide support services. This Limited Warranty gives you specific legal rights. You may have others, which vary from state jurisdiction to state jurisdiction.

LIMITATION OF LIABILITY. To the maximum extent permitted by applicable law, in no event shall Brookshire Software, LLC be liable for any special, incidental, indirect, or consequential damages whatsoever (including, without limitation, damages for loss of business profits, business interruption, loss of business information, or any other pecuniary loss) arising out of the use of or inability to use the Software or the provision of or failure to provide support services, even if Brookshire Software, LLC has been advised of the possibility of such damages. In any case, Brookshire Software, LLC's entire liability under any provision of this Agreement shall be limited to the greater of the amount actually paid by you for the Software or U.S. \$5.00. Because some states and jurisdictions do not allow the exclusion or limitation of liability, the above limitation may not apply to you.

GENERAL PROVISIONS. You acknowledge that this Agreement is a complete statement of the agreement between you and Brookshire Software, LLC, and that there are no other prior or contemporaneous understandings, promises, representations, or descriptions regarding the Software or any related services. This Agreement does not limit any rights that Brookshire Software, LLC may have under trade secret, copyright, patent, trademark or other laws. If any provision of this Agreement is invalid or unenforceable under applicable law, then it is, to that extent, deemed omitted and the remaining provisions will continue in full force and effect. The validity and performance of this Agreement shall be governed by Commonwealth of Virginia law (without reference to choice of law principles), except as to copyright and trademark matters, which are covered by federal laws. This Agreement is deemed entered into at Springfield, Virginia, and shall be construed as to its fair meaning and not strictly for or against either party. Should you have any questions concerning this Agreement, or if you desire to contact Brookshire Software, LLC for any reason, please contact Brookshire Software, LLC at <http://www.BrookshireSoftware.com>.

COPYRIGHTS. Copyright (c) 1997-2008 Brookshire Software, LLC. All rights reserved.
<http://www.BrookshireSoftware.com/>