


Dynamic Mic Board **AutoTalk Interface**

Version 1.0 -2011

Overview



*Optional
AutoTalk Board*



*Optional
Dynamic
Microphone*

Dynamic Mic Board

Connect this unique board to a Dynamic Microphone, an optional AutoTalk controller board and you have a module that will control the AutoTalk Servo movement as you talk through the microphone.

Board has Audio Jack for Mic or MP3 Audio Input.
Audio output Jack for connection to AutoTalk input or connection to remote speaker.
Power connection wire terminal block or quick power jack to power second device.
On and Off power switch with LED status light.
Audio input Channel Left or Right Selection Switch on-board.
Gain Potentiometer for fine tuning Mic to AutoTalk
Requires 9 Vdc at 800mA power supply.

Board is very simple to use. Example of this board's use would be to create a talking skull that uses your own voice to communicate to others.

Copyright © 2011 Blue Point Engineering, All Rights Reserved

Custom Equipment, Unique Electronic Products

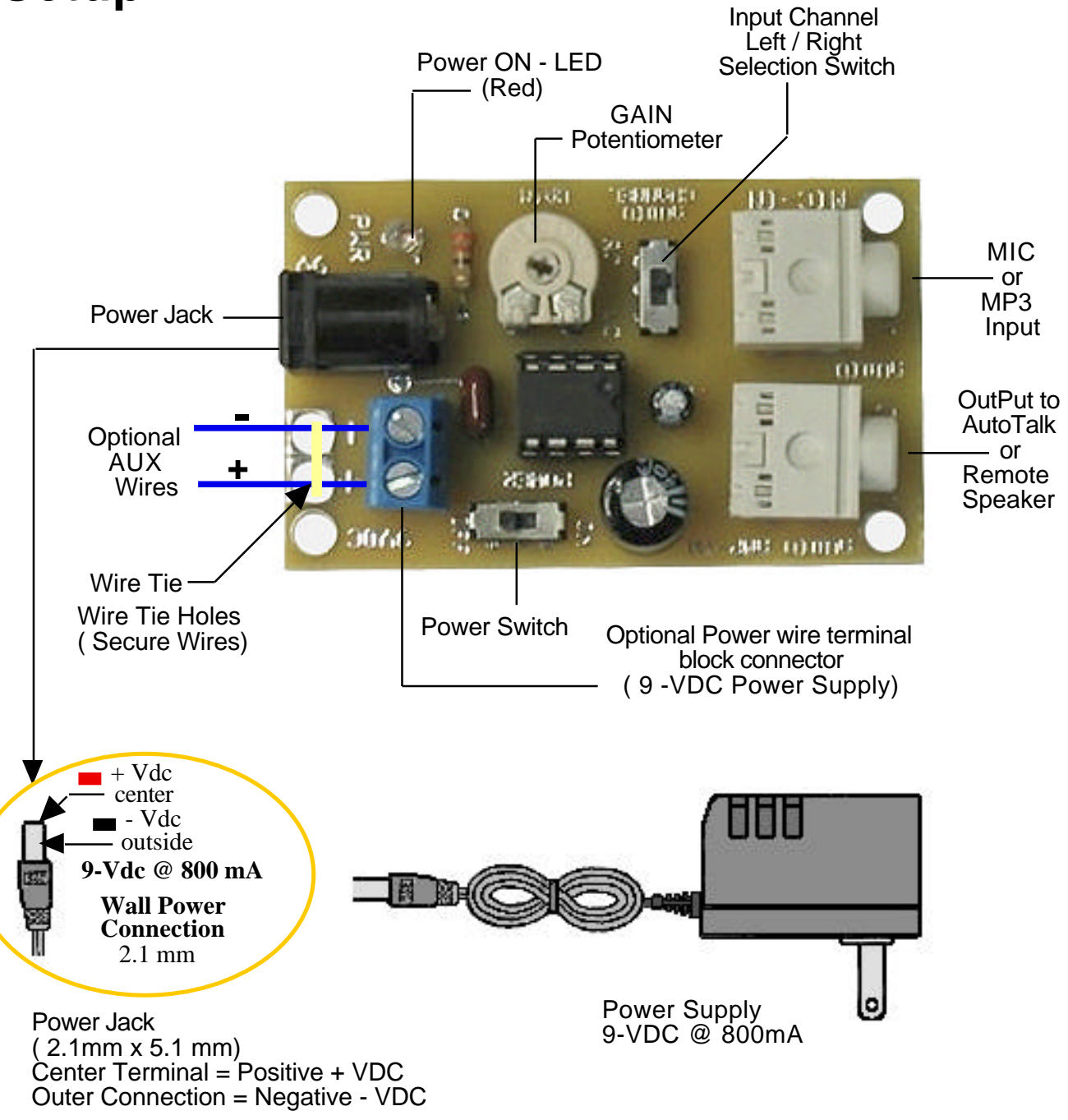
Blue Point Engineering

Phone (303) 651-3794 (MST)
www.BPEsolutions.com

Dynamic Mic Board *AutoTalk Interface*

Version 1.0 -2011

Setup



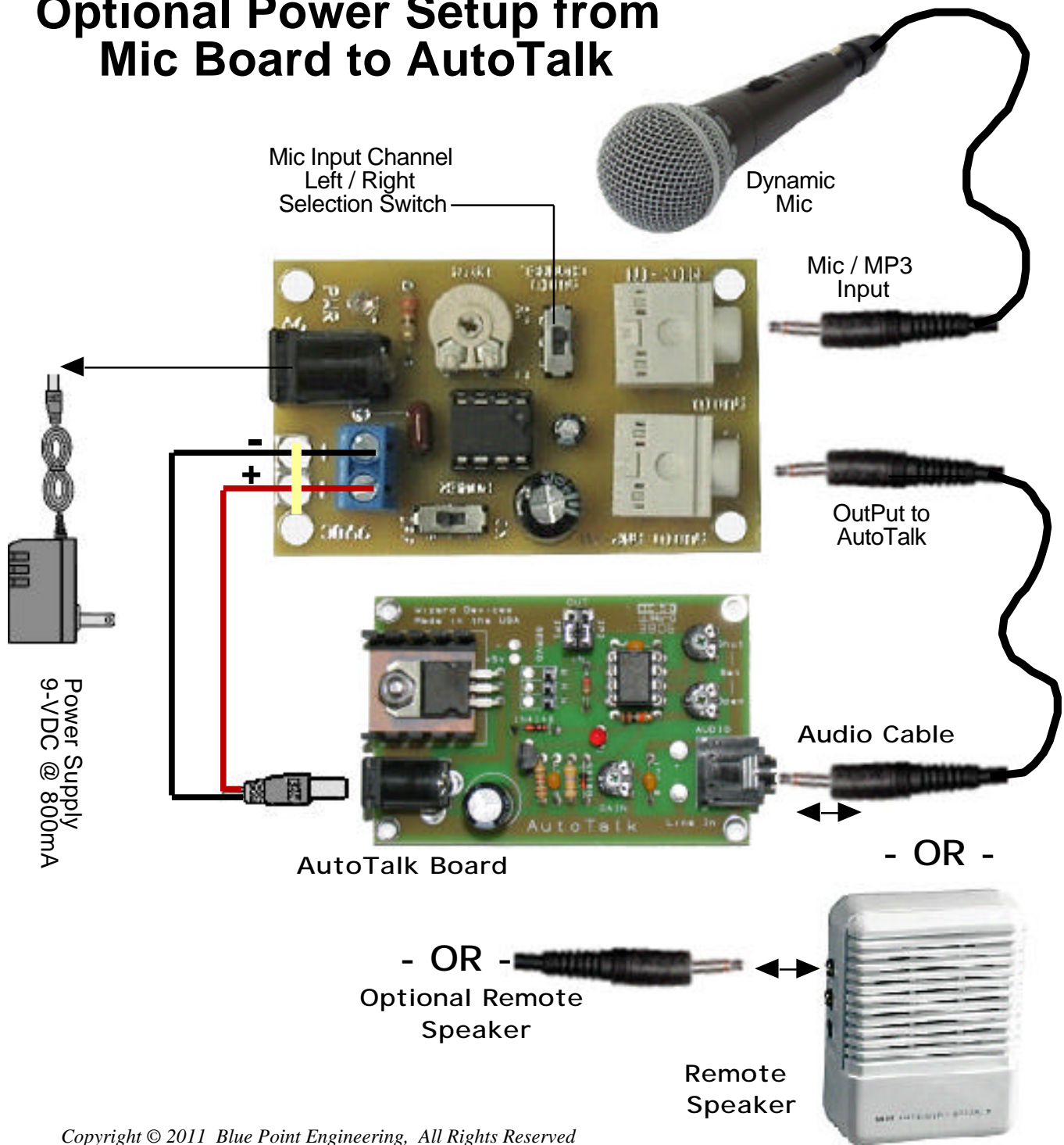
Copyright © 2011 Blue Point Engineering, All Rights Reserved

Dynamic Mic Board

AutoTalk Interface

Version 1.0 -2011

Optional Power Setup from Mic Board to AutoTalk



Copyright © 2011 Blue Point Engineering, All Rights Reserved

Custom Equipment, Unique Electronic Products

Blue Point Engineering

Phone (303) 651-3794 (MST)
www.BPEolutions.com