

## Luxeon Star LED

Kit

# Luxeon LED Kit Instructions

### KIT CONTENTS

- Luxeon Star LED 1 each
- Two - cell "AA" - Battery Holder 1 each
- Micro Driver Module -1Watt 1 each
- Heatsink 1 each
- Sticky Pad / attached to Heatsink 1 each
- Instruction Guide 1 each

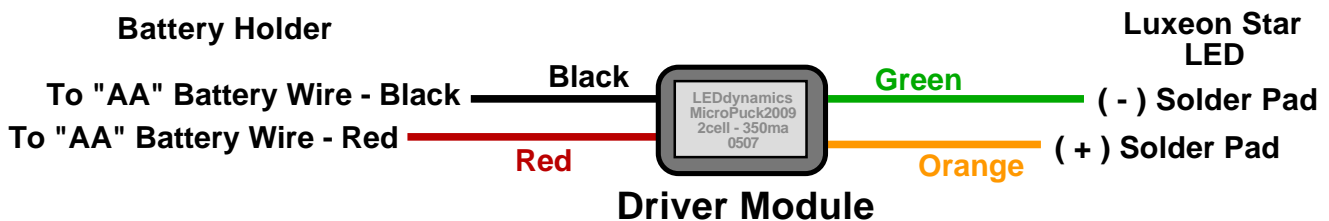
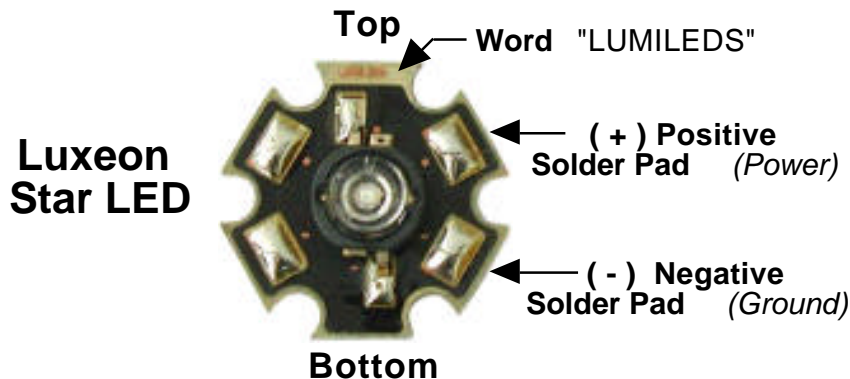
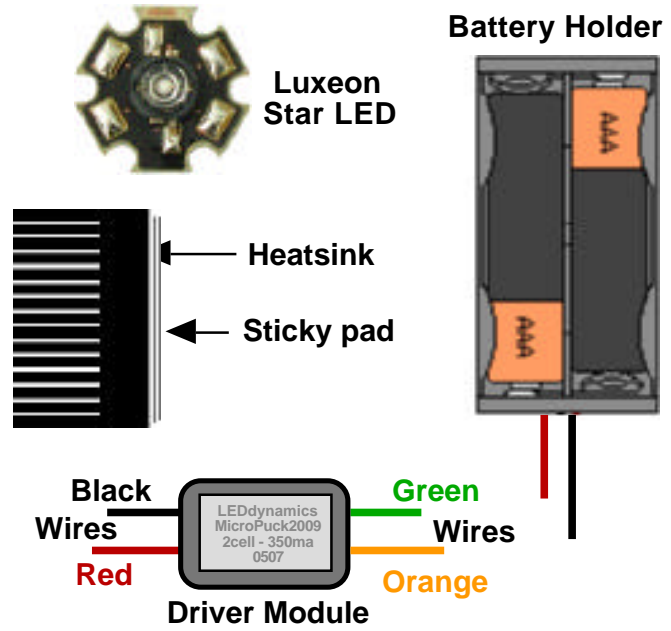
### ITEMS NEEDED

- Soldering Station and Solder
- Wire Cutters
- "AA" - Batteries

### INSTRUCTIONS

#### Steps:

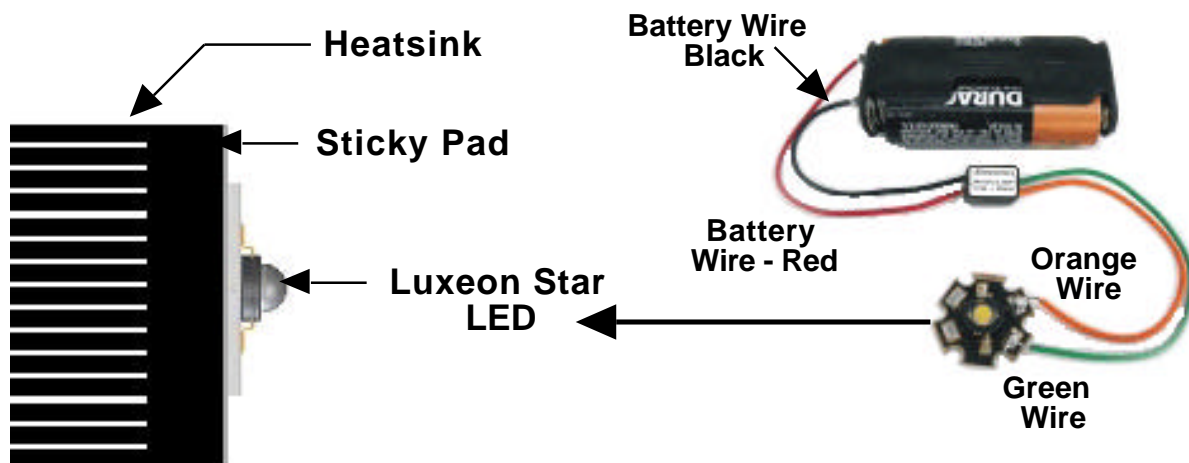
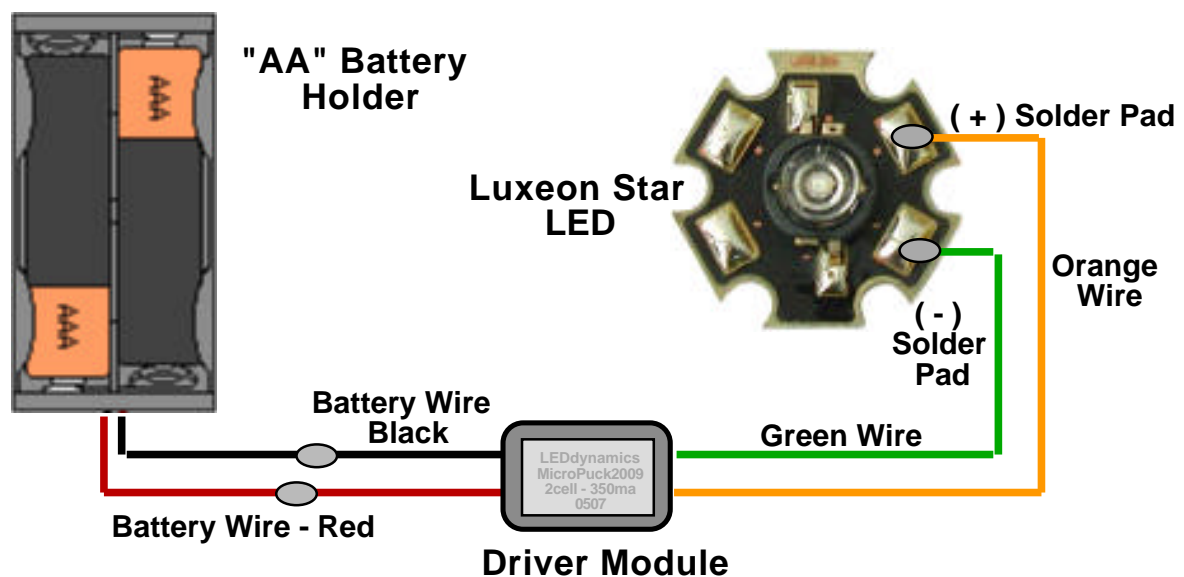
1. Identify the different parts found in the kit.
2. On the Luxeon Star LED arm, find the word "LUMILEDS".
3. Position the Luxeon Star LED so that the word "LUMILEDS" is at the Top.
4. The first solder pad on the right side of the Luxeon Star LED will be the **Positive (+)** solder pad.
5. The next solder pad below the first right solder pad will be the **Negative (-)** solder pad.
6. Locate on the Micro Driver Module the **Red** and **Black** Wires.
7. Locate on the Micro Driver Module the **Green** and **Orange** Wires.



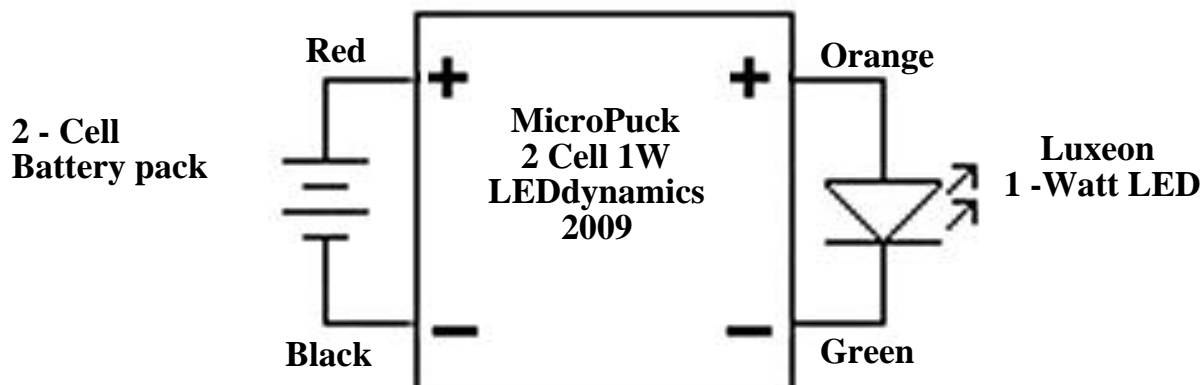
## INSTRUCTIONS Cont.

### Steps:

8. Solder the **Red** wire from the driver module to the **Red** Wire on the "AA" Battery holder
9. Solder the **Black** wire from the driver module to the **Black** Wire on the "AA" Battery holder
10. Solder the **Orange** wire from the driver to the **(+) Positive** solder pad on the Luxeon Star LED.
11. Solder the **Green** wire from the driver to the **(-) Negative** solder pad on the Luxeon Star LED.
12. Locate the Heatsink and identify the sticky pad (Back Side)
13. Remove the sticky pad paper cover and attach the Luxeon Star LED to the center of the heatsink, carefully press the Luxeon Star LED down to the sticky side.
14. Carefully re-check all the wire connections to see that the correct wires have been attached to the proper component parts.
15. Position the Luxeon Star LED, away from you so that the high intensity light will not hit your face.
16. Insert two - "AA" batteries into the battery holder, Luxeon Star LED should illuminate.



## Luxeon Star LED Data



**Custom Equipment, Unique Electronic Products**

**Blue Point Engineering**

Phone (303) 651-3794  
www.BPEsolutions.com